

HD Zoom (2000mm 2M)

D60x16.7SR4 Series

60x Applicable camera (micro) 1 2/3 1/1.8 1/2 1/3 1/4

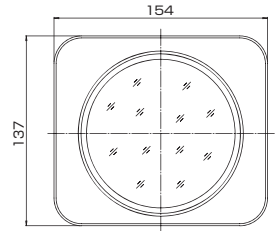
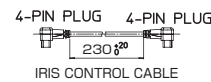
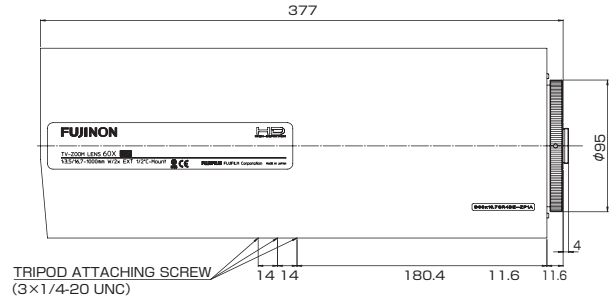
HD **Day** **VISIBLE**
2MP **Night** **LIGHT**
CUT Applicable to **1/1.8**



Zoom Motor Drive Telephoto Long Focal Auto Focus Optical Anti-Vibration DC Auto Iris C Mount Metal Mount Potentiometer ND Filter Extender PC Control Full Servo RoHS Compliant

ZOOM **MOTOR DRIVE** **TELE** **AF** **OS-TECH** **DC** **C-mt** **METAL** **PRESET** **ND** **2 X** **PC** **SERVO** **RoHS**

-ZPIA -ZPIC -ZPIC -ZPIC -V21 -ZPIA -ZPIC -ZPIC



Unit : mm

NEW

Coming Soon

Coming Soon

		D60x16.7SR4DE-V21		D60x16.7SR4DE-ZP1A (AF)		D60x16.7SR4FE-ZP1C (AF and Anti-Vibration)	
Focal Length (mm)	1x	16.7 - 1000		16.7 - 1000		16.7 - 1000	
	2x	33.4 - 2000		33.4 - 2000		33.4 - 2000	
Iris Range	1x	F3.5 - F16		F3.5 - F16		F3.5 - F16	
	2x	F7.0 - F32		F7.0 - F32		F7.0 - F32	
Filter		ND (1/8, 1/64), Visible Light Cut				ND (1/8, 1/64), Visible Light Cut	
Operation	Zoom	Motor Drive				Motor Drive	
	Focus	Motor Drive				Motor Drive	
	Iris	Auto (DC type) or Remote*1				Auto (DC type) or Remote*1	
AF		N/A		Available (with analog camera)		Available (with analog camera)	
Optical Anti-Vibration		N/A		N/A		Available	
Angle of View (H x V) (4:3) (mm)	1/1.8"	1x	WIDE	23' 4" x 17' 40"		23' 5" x 17' 41"	
			TELE	0' 25" x 0' 19"		0' 25" x 0' 19"	
		2x	WIDE	11' 45" x 8' 53"		11' 46" x 8' 54"	
	1/2"	1x	WIDE	10' 12" x 0' 9"		10' 12" x 0' 9"	
			TELE	0' 22" x 0' 17"		0' 22" x 0' 17"	
		2x	WIDE	10' 34" x 7' 58"		10' 35" x 7' 59"	
Angle of View (H x V) (16:9) (mm)	1/1.8"	1x	WIDE	24' 53" x 14' 34"		24' 56" x 14' 34"	
			TELE	0' 27" x 0' 15"		0' 27" x 0' 15"	
		2x	WIDE	12' 45" x 7' 17"		12' 47" x 7' 18"	
	1/2"	1x	WIDE	0' 14" x 0' 8"		0' 14" x 0' 8"	
			TELE	22' 33" x 13' 5"		22' 35" x 13' 6"	
		2x	WIDE	0' 24" x 0' 14"		0' 24" x 0' 8"	
Focus Range (From the Lens Front) (m)	1/1.8"	1x	WIDE	1972 x 1503		1975 x 1504	
			TELE	35 x 27		35 x 27	
		2x	WIDE	995 x 27		998 x 753	
	1/2"	1x	WIDE	18 x 13		18 x 13	
			TELE	1780 x 1351		1782 x 1353	
		2x	WIDE	32 x 24		32 x 24	
Object Dimensions at M.O.D.(H x V) (4:3) (mm)	1/1.8"	1x	WIDE	895 x 675		896 x 676	
			TELE	16 x 12		16 x 12	
		2x	WIDE	2133 x 1236		2137 x 1237	
	1/2"	1x	WIDE	38 x 22		38 x 22	
			TELE	1081 x 616		1084 x 617	
		2x	WIDE	19 x 11		19 x 11	
Object Dimensions at M.O.D.(H x V) (16:9) (mm)	1/1.8"	1x	WIDE	1929 x 1110		1931 x 1111	
			TELE	34 x 20		34 x 20	
		2x	WIDE	972 x 553		974 x 553	
	1/2"	1x	WIDE	17 x 10		17 x 10	
			TELE	24.92		24.85	
		2x	WIDE	M112 x 0.75		M112 x 0.75	
Filter Thread (mm)		M112 x 0.75				M112 x 0.75	
Mass (kg)		6.3				TBA	
Wiring Diagram		See P. 19		-		-	

*1: For details on the Iris-Remote connection, see the relevant Technical Reference (Page 23).